

# 1. SINIF OKUMA YAZMA FASİKÜLÜ



# OKUMA YAZMA ÖĞRENİYORUM

1.GRUP : ANETİL

1.  
FASİKÜL

A a



ADI: \_\_\_\_\_  
SOYADI: \_\_\_\_\_  
SINIFI: \_\_\_\_\_

ilkokulcu.com





a - A sesiyle başlayan varlıkları söyleyin. Görseli boyayın.










İçinde "a - A" sesi olan varlıkları söyleyin. Görseli boyayın.














"A" harfi ile başlayan görselleri işaretleyiniz.








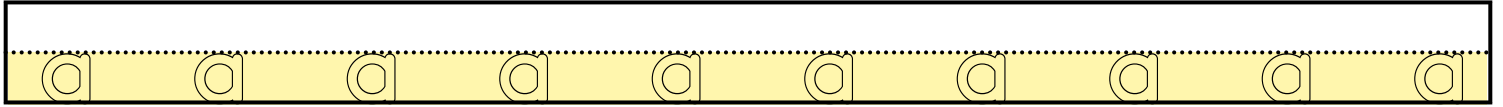
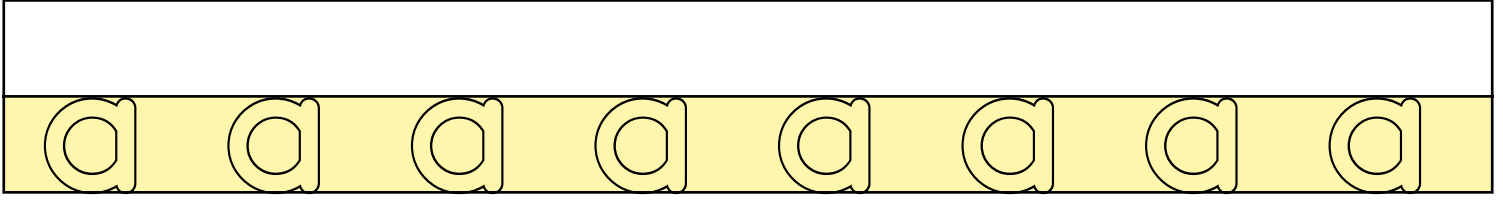
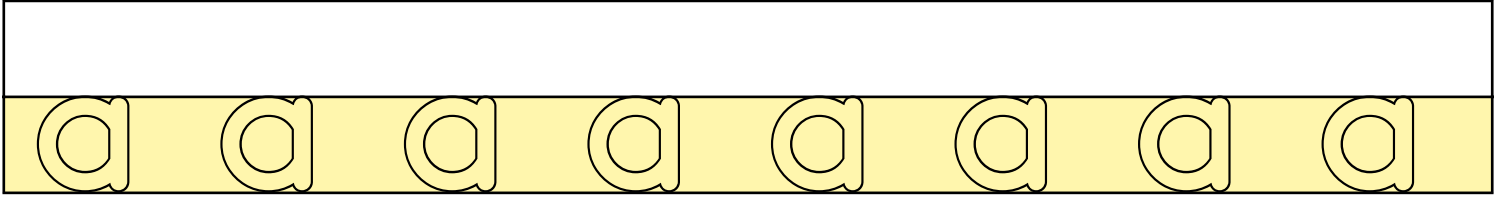

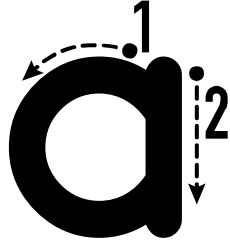

İçinde "g - G" sesi geçen görselleri boyayınız.








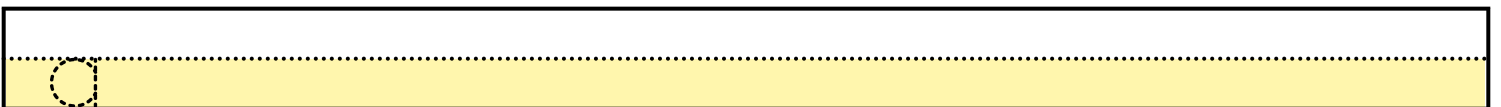


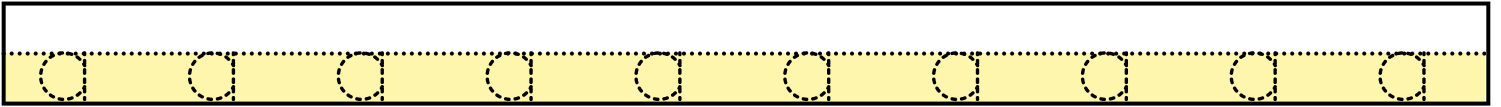
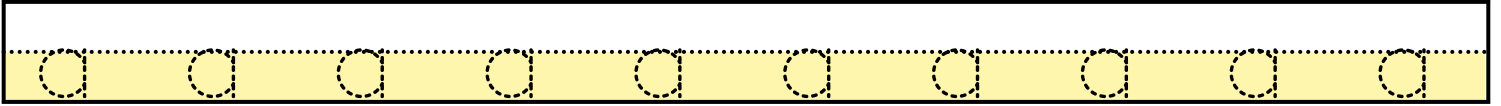
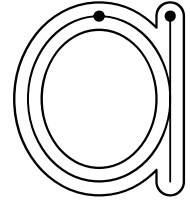
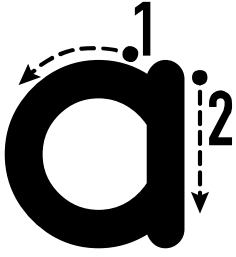
"a" harfinin yazılış yönüne dikkat ederek harfin üzerinden giderek yazalım.

Görseli boyayalım.



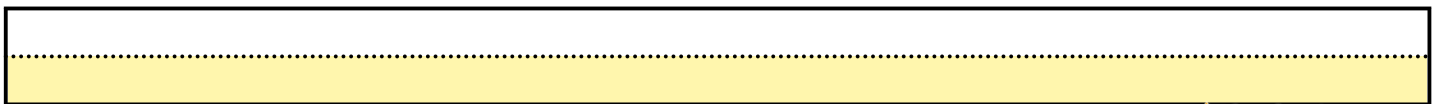


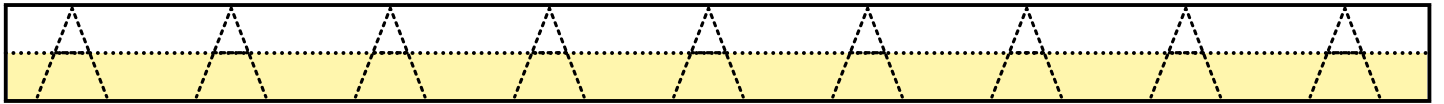
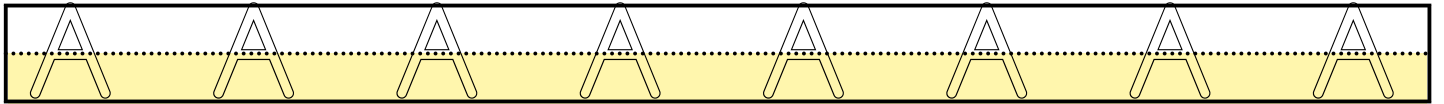
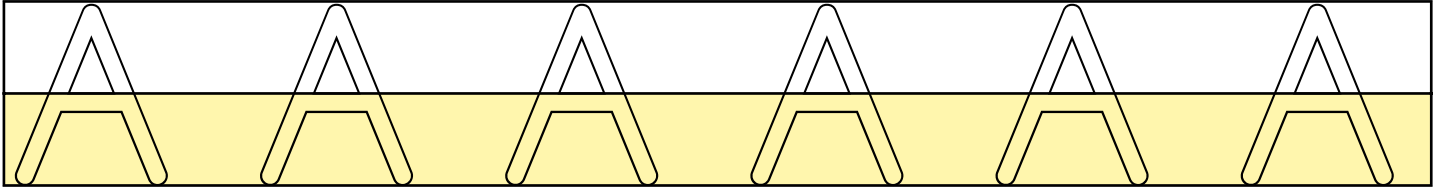
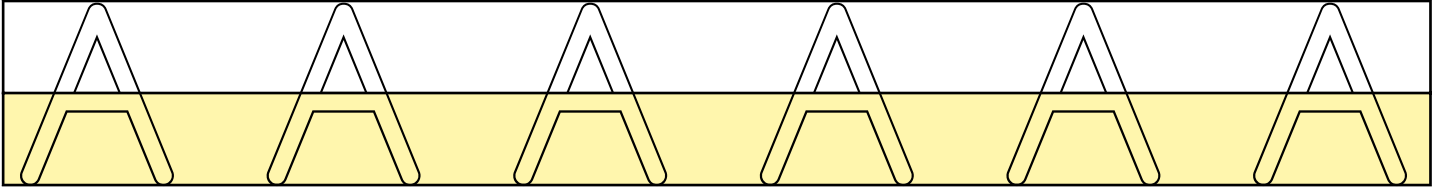
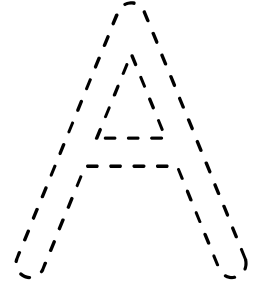
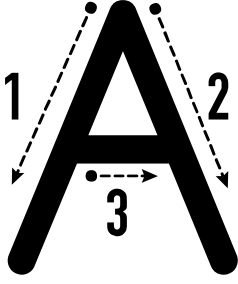


"a" harfinin yazılış yönüne dikkat ederek harfin üzerinden giderek yazalım.










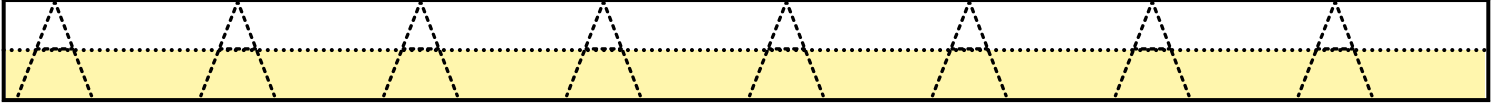

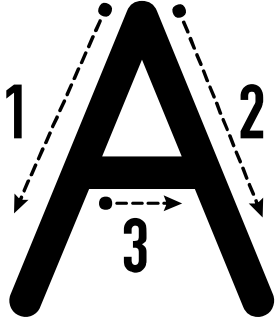


"A" harfinin yazılış yönüne dikkat ederek harfin üzerinden giderek yazalım.





"A" harfinin yazılış yönüne dikkat ederek harfin üzerinden gidelim, yazalım.





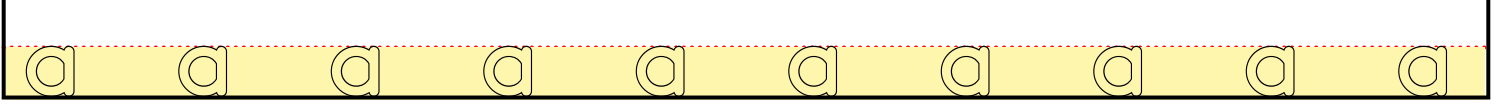


"a - A" harflerinin yazılış yönüne dikkat ederek harfin üzerinden giderek yazalım.

a





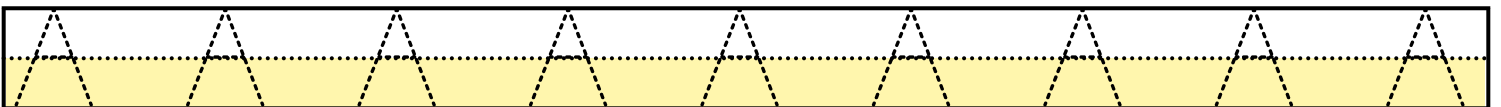
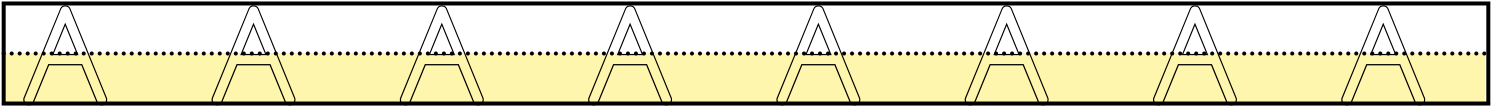
a



A





A




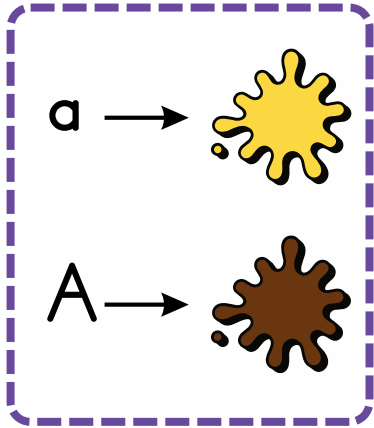





Aşağıdaki labirentte doğru yolu bularak arıyı kovanına ulaştıralım.




Aşağıdaki resmi istenilen renklerde boyayalım.




Boş bırakılan yerlere "a" sesini yazıp, ismini söyleyin.



b...lık




...ğ...ç



k...rpuz



b...rd...k




...tkı



...a...e



k...b...k




k...rinc...




t...vş...n




elm...



...ht...pot



s... ..t



...rı



...r...b...



p...st...



f...re

Hikayeyi çocuklarımıza okuyalım ve görseli boyamalarını isteyelim.  
Metin içinde geçen "a - A" harflerini bulup yuvarlak içine almalarını söyleyelim.

## Arı Balca'nın A Harfi Gezisi

Çalışkan arı Balca, bir sabah kocaman bir A harfi bulmuş. Harfin üzerindeki desenleri bal peteklerine benzetmiş. Hemen yanındaki ayçiçeklerine konup ballar toplamış.

Karnı acıkınca kovanına gitmiş, armut kokulu ballarından yemiş. Akşam ay çıkınca, dev A harfinin yanında mutlu bir uykuya dalmış.

